

Scaled data based on original data using
LM-79-08 Approved Method: Electrical and Photometric Measurements of Solid-
State Lighting Products

Test Report Prepared for
Cooper Lighting Solutions
(formerly Eaton)

Brand: STREETWORKS

Report Number: P478213

Luminaire Tested: **IFLD-S-SA6D-750-U-T4FT**

Issue Date: 02/26/2021



Test Information

Test Method: LM-79-08
Report Number: P478213
Test Lab: INNOVATION CENTER(G2)
Issue Date: 02/26/2021
Manufacturer: COOPER LIGHTING SOLUTIONS (FORMERLY EATON)
Product Line: STREETWORKS
Catalog Number: IFLD-S-SA6D-750-U-T4FT
Description: Infrastructure Flood – Middle Tier Light Square Luminaire w/ T4FT distribution lens
Light Source: (96) 5000K CCT, 70 CRI LEDS
Ballast/Driver: ELECTRONIC DRIVER

Summary

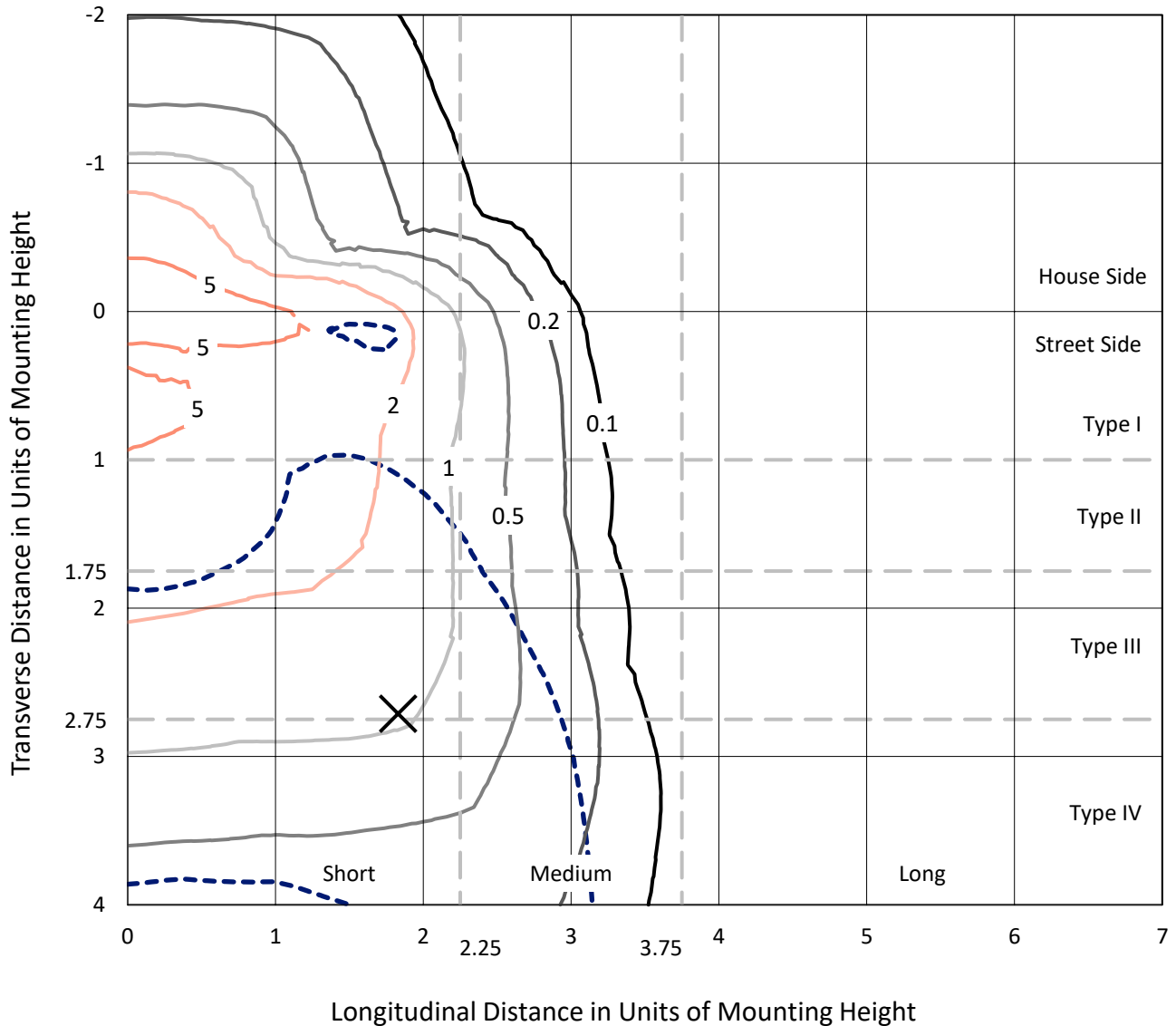
Lumens per Lamp: N/A
Luminaire Lumens: 47914.3 lumens
Efficiency: N/A
Efficacy: 130.1 lumens/watt
Luminous Opening: Rectangular (W 1' x L: 0.5' x H: 0')
IES Classification: Type IV - Short
BUG Rating: B4 - U0 - G5

Input Watts (W): 368.2
Input Voltage (V): 120
Input Current (Ain): NR
Voltage Rise (V): NR
Power Factor: NR
Total Harmonic Distortion (THDi): NR
Frequency (hertz): 60
Stabilization Time: NR
Operation Time: NR
Ambient Temperature (°C): NR
Test Distance: 24 FT

REPORT NUMBER: P478213
 CATALOG NUMBER: IFLD-S-SA6D-750-U-T4FT

Iso-Footcandle Lines of Horizontal Illumination

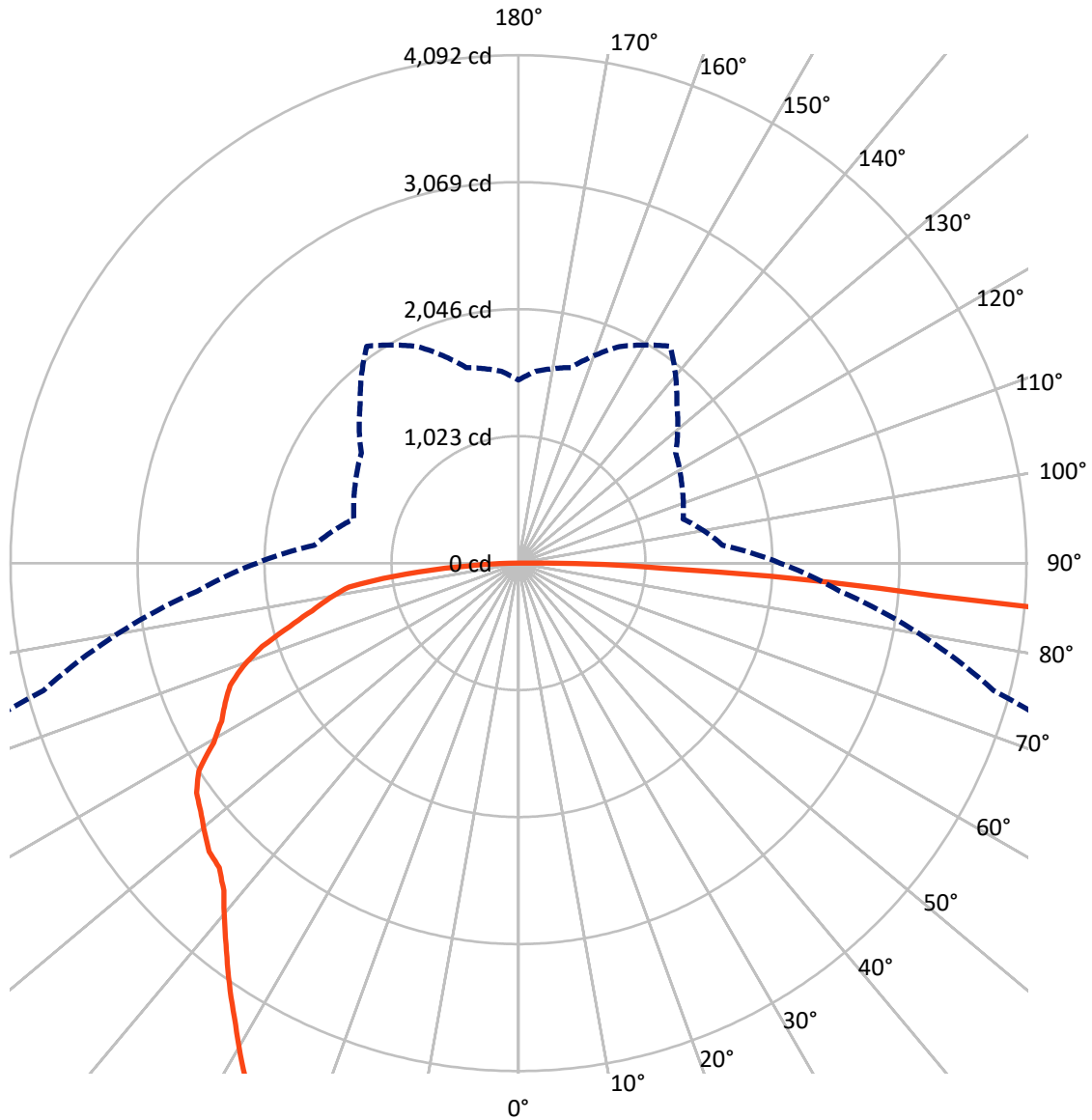
× Max cd
 - - - 1/2 Max cd



Based on 30 foot mounting height. Maximum calculated value = 8 fc
 Type IV - Short - N/A

REPORT NUMBER: P478213
CATALOG NUMBER: IFLD-S-SA6D-750-U-T4FT

Luminous Intensity Polar Plot



— Vertical Plane Through 34-Deg Lateral - - - Horizontal Cone Through 73-Deg Vertical

REPORT NUMBER: P478213

CATALOG NUMBER: IFLD-S-SA6D-750-U-T4FT

FLUX DISTRIBUTION:

		Downward	Upward	Total
House Side	Lumens	10350.1	0.0	10350.1
	% Fixture	21.6	0.0	21.6
Street Side	Lumens	37564.2	0.0	37564.2
	% Fixture	78.4	0.0	78.4
Total	Lumens	47914.3	0.0	47914.3
	% Fixture	100.0	0.0	100.0

ZONAL LUMENS:

Zone	Lumens	% Fixture
0°-10°	634.0	1.3
10°-20°	1774.3	3.7
20°-30°	2920.2	6.1
30°-40°	4367.2	9.1
40°-50°	6474.2	13.5
50°-60°	9330.0	19.5
60°-70°	11906.3	24.8
70°-80°	9265.1	19.3
80°-90°	1243.0	2.6
90°-100°	0.0	0.0
100°-110°	0.0	0.0
110°-120°	0.0	0.0
120°-130°	0.0	0.0
130°-140°	0.0	0.0
140°-150°	0.0	0.0
150°-160°	0.0	0.0
160°-170°	0.0	0.0
170°-180°	0.0	0.0
0°-90°	47914.3	100.0
0°-180°	47914.3	100.0

Coefficient of Utilization



REPORT NUMBER: P478213

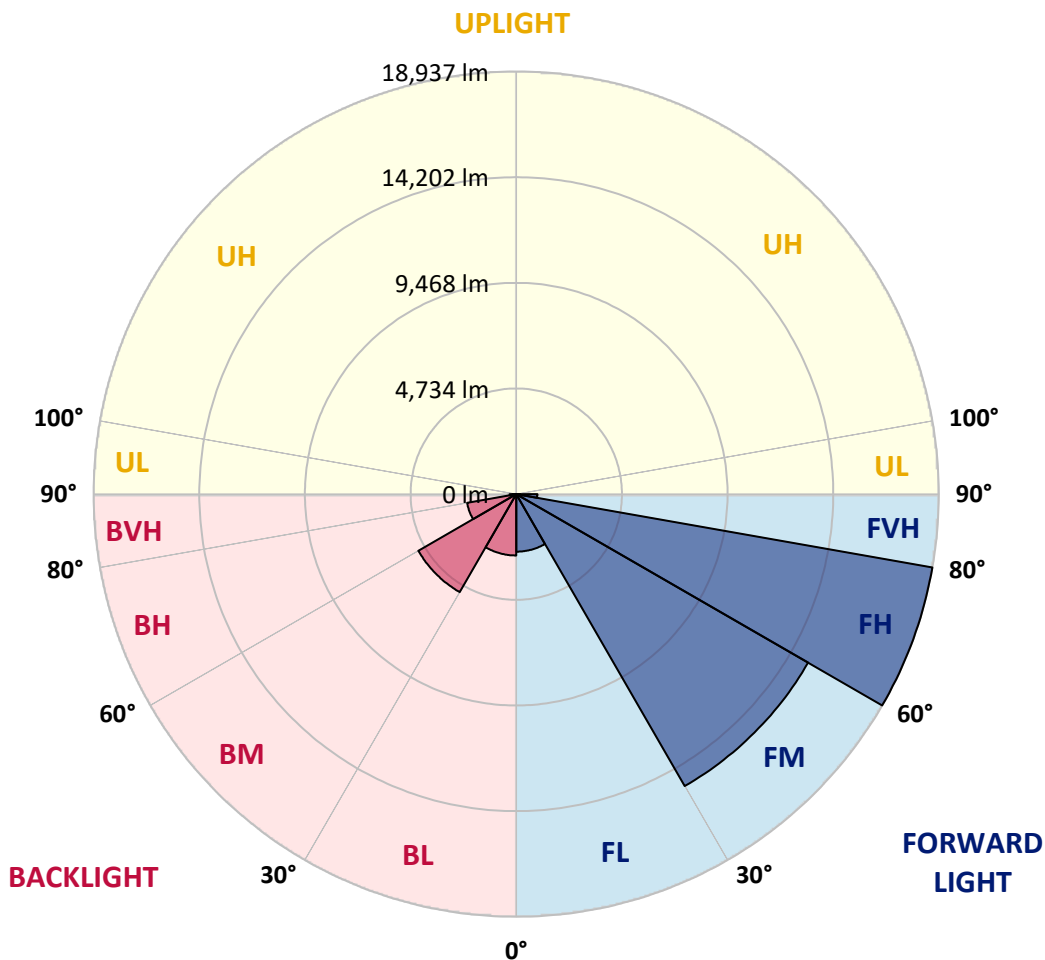
CATALOG NUMBER: IFLD-S-SA6D-750-U-T4FT

LUMINAIRE CLASSIFICATION SYSTEM LUMEN TABLE AND BUG RATING:

Zone	Lumens	% Fixture	Zone Rating/Lumen Limit		
			B	U	G
FL (0°-30°)	2578.6	5.4			
FM (30°-60°)	15102.9	31.5			
FH (60°-80°)	18936.6	39.5			G5
FVH (80°-90°)	946.1	2.0			G5
BL (0°-30°)	2750.0	5.7	B4/5000		
BM (30°-60°)	5068.5	10.6	B4/8500		
BH (60°-80°)	2234.8	4.7	B3/2500		G3/2500
BVH (80°-90°)	296.9	0.6			G3/500
UL (90°-100°)	0.0	0.0		U0/0	
UH (100°-180°)	0.0	0.0		U0/0	

BUG Rating: B4-U0-G5

Type IV Short





REPORT NUMBER: P478213
 CATALOG NUMBER: IFLD-S-SA6D-750-U-T4FT

CANDELA DISTRIBUTION (FULL):

	0°	5°	15°	25°	34°	35°	45°	55°	65°	75°	85°
0°	6869.3	6869.3	6869.3	6869.3	6869.3	6869.3	6869.3	6869.3	6869.3	6869.3	6869.3
2.5°	6155.0	6175.2	6241.1	6256.3	6327.2	6286.7	6372.8	6524.8	6610.9	6737.6	6889.5
5°	5668.7	5582.5	5623.1	5780.1	5861.2	5881.4	5972.6	6231.0	6393.1	6580.5	6864.2
7.5°	5096.2	5081.0	5162.1	5263.4	5425.5	5440.7	5643.3	5871.3	6205.6	6621.0	6955.4
10°	4706.2	4772.0	4817.6	4924.0	5035.4	5035.4	5293.8	5688.9	6068.9	6469.1	6975.7
12.5°	4685.9	4645.4	4655.5	4711.2	4792.3	4893.6	5136.8	5491.4	5972.6	6438.7	7061.8
15°	4751.8	4766.9	4675.8	4746.7	4777.1	4812.5	5081.0	5481.2	5911.8	6545.1	7208.7
17.5°	5101.3	5015.2	4873.3	4807.5	4913.9	4913.9	5096.2	5410.3	5922.0	6600.8	7421.4
20°	5374.8	5374.8	5141.8	5070.9	5146.9	5131.7	5258.3	5491.4	5972.6	6712.2	7659.5
22.5°	5835.8	5901.7	5516.7	5369.8	5364.7	5405.2	5516.7	5714.3	6114.5	6869.3	7887.5
25°	6499.5	6514.7	6068.9	5916.9	5754.8	5820.6	5840.9	6038.5	6241.1	7051.6	8145.9
27.5°	7239.1	7228.9	6818.6	6438.7	6332.3	6347.5	6236.0	6367.8	6428.5	7107.4	8515.7
30°	8059.7	7968.6	7659.5	7122.6	7036.4	6940.2	6697.0	6692.0	6818.6	7421.4	9027.3
32.5°	8596.7	8480.2	8267.4	7882.4	7644.3	7654.5	7269.5	7264.4	7153.0	7765.9	9473.1
35°	9123.6	8946.3	8890.5	8495.4	8257.3	8282.6	7973.6	7933.1	7730.5	8287.7	10207.7
37.5°	9756.8	9599.8	9685.9	9387.0	9093.2	8971.6	8829.7	8779.1	8515.7	9022.2	11210.7
40°	10455.9	10405.2	10349.5	10202.6	10025.3	10035.4	9883.4	9832.8	9442.7	9908.8	12173.2
42.5°	11398.1	11205.6	10916.9	11013.1	11104.3	11200.6	11149.9	11018.2	10612.9	10810.5	13247.1
45°	12274.5	12021.2	11489.3	11519.7	11894.6	11970.6	12583.5	12568.3	11752.7	11955.4	14468.0
47.5°	12867.2	12750.7	12431.6	12396.1	12933.1	12928.0	14032.4	14032.4	12953.3	13095.2	15780.1
50°	13748.7	13444.7	13307.9	13485.2	13758.8	13946.2	15511.6	15607.8	14133.7	14285.6	17497.4
52.5°	14782.1	14402.2	14057.7	14513.6	14999.9	15121.5	16975.6	16935.1	15040.5	15668.6	19508.5
55°	15638.2	15445.7	15207.6	15471.0	16266.4	16418.4	18444.7	18069.8	15947.2	16813.5	20476.1
57.5°	16636.2	16752.7	16803.4	16737.5	17684.8	17922.9	20121.5	19047.5	16727.4	17583.5	21043.5
60°	18140.7	18211.7	18277.5	18434.6	19437.6	19771.9	21448.7	20273.5	17218.8	18029.3	21089.1
62.5°	20430.5	20156.9	20303.9	20845.9	21651.4	22031.3	23404.1	21134.6	17593.6	18297.8	19599.7
65°	23049.5	22679.7	22527.8	23226.8	25314.0	25010.0	25845.9	21778.0	17051.6	17294.7	16621.0
67.5°	25704.0	25744.6	25354.5	26757.7	29316.0	29316.0	28115.4	22087.0	15582.5	14017.2	11656.5
70°	27811.4	27938.1	28150.8	30871.2	34923.8	35536.8	30926.9	20820.6	12588.6	9331.3	6372.8
72.5°	27781.0	27401.1	28490.2	33500.3	40020.1	39508.4	31514.5	16464.0	7857.1	4569.4	2923.0
73°	27157.9	26838.8	28029.2	33475.0	40227.8	39746.5	31083.9	15177.2	6930.1	3961.5	2598.8
75°	22178.2	21600.7	23627.0	30319.0	37218.7	37588.5	26408.2	9898.6	3799.4	2441.7	1828.8
77.5°	10111.4	10364.7	13004.0	20339.3	28682.7	29118.4	17360.6	4280.6	2082.1	1712.3	1347.5
80°	3247.2	3409.3	5060.8	10111.4	17978.6	18763.8	8024.3	1945.3	1484.3	1312.1	1008.1
82.5°	1241.1	1236.1	2122.6	4204.6	8520.7	9022.2	2933.1	1185.4	1104.4	967.6	714.3
85°	435.7	455.9	800.4	1661.6	3353.6	3510.6	1018.2	658.6	764.9	648.4	410.3
87.5°	152.0	157.0	283.7	602.8	1155.0	1220.9	283.7	263.4	379.9	374.9	207.7
90°	0.0	0.0	0.0	0.0	0.0	0.0	0.0	0.0	0.0	0.0	0.0



REPORT NUMBER: P478213
 CATALOG NUMBER: IFLD-S-SA6D-750-U-T4FT

CANDELA DISTRIBUTION (continued):

	90°	95°	105°	115°	125°	135°	145°	155°	165°	175°	180°
0°	6869.3	6869.3	6869.3	6869.3	6869.3	6869.3	6869.3	6869.3	6869.3	6869.3	6869.3
2.5°	6940.2	6985.8	7001.0	7183.3	7183.3	7183.3	7254.3	7254.3	7234.0	7183.3	7304.9
5°	6970.6	7051.6	7208.7	7365.7	7406.2	7441.7	7538.0	7456.9	7487.3	7436.6	7482.2
7.5°	7056.7	7168.2	7462.0	7558.2	7492.4	7568.4	7467.0	7411.3	7355.6	7375.9	7304.9
10°	7203.6	7345.5	7482.2	7659.5	7532.9	7456.9	7249.2	7198.5	7021.2	6960.5	7016.2
12.5°	7386.0	7558.2	7791.2	7725.4	7482.2	7264.4	7041.5	6828.7	6722.4	6570.4	6610.9
15°	7568.4	7765.9	7801.4	7689.9	7386.0	7112.4	6707.2	6408.3	6301.9	6165.1	6236.0
17.5°	7765.9	7953.4	7892.6	7603.8	7193.5	6778.1	6317.1	6023.3	5800.4	5714.3	5714.3
20°	8059.7	8150.9	8054.7	7462.0	6960.5	6413.3	5967.5	5633.2	5410.3	5374.8	5319.1
22.5°	8287.7	8434.6	8004.0	7254.3	6621.0	5937.2	5425.5	5298.9	5233.0	5177.3	5106.4
25°	8581.5	8576.5	7912.8	7061.8	6038.5	5369.8	5060.8	5050.6	5020.2	5000.0	5096.2
27.5°	8860.1	8743.6	7806.4	6585.6	5435.6	4939.2	4772.0	4883.5	4929.1	4898.7	4939.2
30°	9300.9	9108.4	7654.5	6079.0	4903.7	4503.5	4533.9	4685.9	4761.9	4807.5	4746.7
32.5°	9766.9	9473.1	7340.4	5552.2	4432.6	4230.0	4300.9	4457.9	4549.1	4599.8	4655.5
35°	10440.7	9756.8	7021.2	4863.2	4093.2	4062.8	4103.3	4189.4	4321.2	4356.6	4371.8
37.5°	11271.5	10187.4	6590.6	4311.0	3829.8	3865.2	3905.8	3936.2	3941.2	4007.1	3981.7
40°	12102.3	10552.1	5962.5	3784.2	3556.2	3748.7	3728.5	3672.7	3627.1	3566.3	3551.1
42.5°	12831.8	10871.3	5263.4	3338.4	3313.1	3627.1	3561.3	3419.4	3313.1	3267.5	3191.5
45°	13652.4	11322.1	4559.2	3059.8	3125.6	3480.2	3460.0	3242.1	3105.4	2943.2	2923.0
47.5°	14716.2	11793.3	3885.5	2771.0	2948.3	3424.5	3434.6	3156.0	2958.4	2740.6	2710.2
50°	16078.9	12472.1	3373.8	2649.4	2841.9	3343.4	3358.6	3039.5	2781.1	2558.2	2538.0
52.5°	17385.9	13166.1	2948.3	2462.0	2771.0	3247.2	3282.7	2933.1	2634.2	2355.6	2370.8
55°	18044.5	12912.8	2583.6	2325.2	2608.9	3090.2	3221.9	2857.1	2411.3	2218.8	2213.8
57.5°	18191.4	12289.7	2294.8	2183.4	2472.1	2923.0	3120.6	2629.2	2310.0	2147.9	2127.6
60°	17710.1	11200.6	2066.9	2031.4	2299.9	2750.7	2887.5	2507.6	2208.7	2077.0	2046.6
62.5°	16524.7	10070.9	1909.8	1960.5	2153.0	2563.3	2740.6	2421.5	2112.5	2021.3	1955.4
65°	13551.1	8282.6	1783.2	1823.7	2001.0	2380.9	2649.4	2325.2	2026.3	1940.2	1935.1
67.5°	9387.0	5709.2	1681.9	1757.8	1879.4	2249.2	2558.2	2218.8	1914.9	1884.5	1844.0
70°	4807.5	3044.6	1550.1	1610.9	1747.7	2082.1	2396.1	2107.4	1798.4	1793.3	1742.6
72.5°	2436.7	1783.2	1398.2	1489.4	1585.6	1864.2	2193.5	1960.5	1651.5	1595.7	1514.7
73°	2107.4	1651.5	1372.8	1453.9	1545.1	1803.4	2132.7	1925.0	1631.2	1550.1	1474.2
75°	1534.9	1301.9	1231.0	1312.1	1383.0	1626.1	1930.1	1762.9	1499.5	1413.4	1342.4
77.5°	1149.9	1003.0	1023.3	1114.5	1175.3	1403.2	1717.3	1595.7	1357.6	1241.1	1210.7
80°	846.0	764.9	846.0	932.1	977.7	1236.1	1565.3	1383.0	1144.9	1013.2	987.8
82.5°	602.8	557.2	653.5	709.2	729.5	1023.3	1408.3	1104.4	866.3	694.0	638.3
85°	344.5	339.4	440.7	435.7	450.9	597.8	927.0	734.5	557.2	425.5	415.4
87.5°	152.0	167.2	222.9	177.3	187.4	283.7	395.1	273.6	228.0	126.6	96.3
90°	0.0	0.0	0.0	0.0	0.0	0.0	0.0	0.0	0.0	0.0	0.0

(END OF REPORT)